

Subject: Re: dreamseat
Date: Friday 11 December 2015 16:46:17 Central European Standard Time
From: Jeremy Tammik
To: Jaime Rosales Duque

From: Jeremy Tammik Autodesk <jeremy.tammik@autodesk.com>
Date: Wednesday 25 November 2015 18:50
To: Jaime Rosales Duque <jaime.rosales.duque@autodesk.com>
Subject: Re: dreamseat

hi jaime,

the description there is for running kanso in pure windows.

therefore, they are setting up a windows command file, kanso.cmd.

it is like a batch file.

are you familiar with DOS batch files and/or Windows command files?

in my case, i was not running in pure windows, but inside cygwin.

therefore, i created the shell script instead named 'kanso':

```
$ cat kanso
node /home/tammikj/kanso/bin/kanso $*
```

that is the unix shell equivalent of the windows command file.

it does nothing else than:

- start up node
- provide the kanso javascript file in the kanso/bin (binary, executable) directory as the first argument
- pass in all other command line arguments provided to the script

what shell are you working in?

gow, windows or cygwin?

oh, i see you are using the node.js command prompt.

that looks like a good option.

i was not aware of that possibility.

i saw the error you show below too at a certain point.

i think it is due to some missing module.

i had a different error before that, and resolved that by modifying the kanso source code.

you can see the diff in the pull request i submitted.

<https://github.com/kanso/kanso/pull/429>

i also found that it helps a bit if you specify the full path when calling push:

```
$ kanso push /cygwin64/home/tammikj/roomeit http://localhost:5984/roomeit
```

cheers

jeremy

From: Jaime Rosales Duque <jaimе.rosales.duque@autodesk.com>
Date: Wednesday 25 November 2015 18:33
To: Jeremy Tammik Autodesk <jeremy.tammik@autodesk.com>
Subject: Re: dreamseat

Ok so following the steps, I get stuck here :

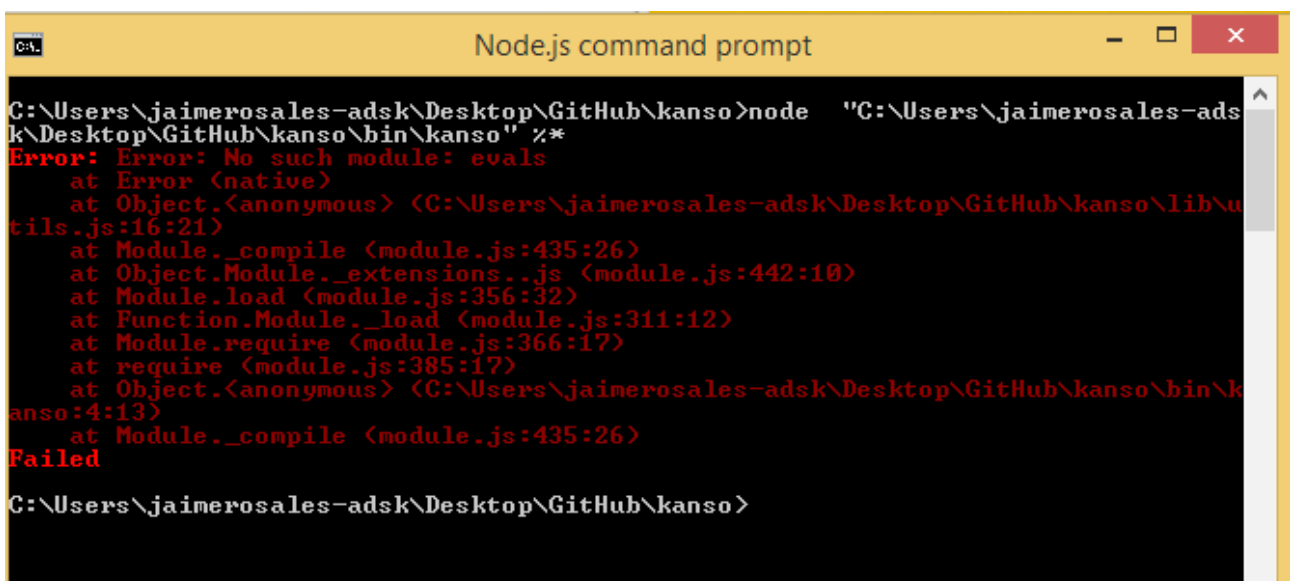
To run kanso you will need to put the kanso/bin folder in your path or refer to it explicitly. (i.e. c:\path\to\my\kanso\bin\kanso.cmd ...). Note that we are using the kanso.cmd file since it tells Windows to run kanso inside NodeJS. I created a kanso.cmd inside the root of my kanso app that for now.
C:\path\to\my\kanso\app\kanso.cmd:

- `node "C:\path\to\my\fork\of\kanso\bin\kanso" %*`

You said you are up to the part of **Now the tricky bit...**

What Am I doing wrong? ./ Is there something wrong with my Path? idk

After that I will check the Example-app to see if it runs with no problem. To then try the roomeit part. But right now I cannot get Kanos installed.



```
C:\Users\jaimerosales-adsk\Desktop\GitHub\kanso>node "C:\Users\jaimerosales-adsk\Desktop\GitHub\kanso\bin\kanso" %*
Error: Error: No such module: evals
    at Error (native)
    at Object.<anonymous> (C:\Users\jaimerosales-adsk\Desktop\GitHub\kanso\lib\utils.js:16:21)
    at Module._compile (module.js:435:26)
    at Object.Module._extensions..js (module.js:442:10)
    at Module.load (module.js:356:32)
    at Function.Module._load (module.js:311:12)
    at Module.require (module.js:366:17)
    at require (module.js:385:17)
    at Object.<anonymous> (C:\Users\jaimerosales-adsk\Desktop\GitHub\kanso\bin\kanso:4:13)
    at Module._compile (module.js:435:26)
Failed
C:\Users\jaimerosales-adsk\Desktop\GitHub\kanso>
```

Cheers,
Jaime

From: Jaime Rosales Duque
Sent: Wednesday, November 25, 2015 10:52 AM
To: Jeremy Tammik
Subject: Re: dreamseat

Agree with you, I'm starting to take a look at the <https://groups.google.com/forum/?fromgroups#!topic/kanso/UgxnSFkXnKY> steps

I refuse to think Kanso can beat us 😊.

Cheers,
Jaime

From: Jeremy Tammik
Sent: Wednesday, November 25, 2015 10:48 AM
To: Jaime Rosales Duque
Subject: Re: dreamseat

hi jaime,

so, which way would you prefer to go?

get kanso running?

implement some other way to upload the rommedit database definition to couchdb?

simply copy my roomedit database definition zip file from the file system?

the first would be most interesting and bloggable, of course.

thank you!

cheers

jeremy

From: Jaime Rosales Duque <jaime.rosales.duque@autodesk.com>
Date: Wednesday 25 November 2015 16:10
To: Jeremy Tammik Autodesk <jeremy.tammik@autodesk.com>
Subject: Re: dreamseat

Here is the link to the simple app I mentioned.

http://kan.so/docs/Simplest_possible_app

Also the steps I followed from Smileupps https://my.smileupps.com/Installing_on_Windows

Cheers,
Jaime

From: Jaime Rosales Duque
Sent: Wednesday, November 25, 2015 10:05 AM
To: Jeremy Tammik
Subject: Re: dreamseat

Yes you are right, it seems IBM has forked CouchDB and is now no longer running an official version of CouchDB but rather their own flavor.

I found a post regarding the CouchDB providers, and they mentioned another one called Smileupps <http://stackoverflow.com/questions/1091735/is-there-a-hosted-couchdb-service-provider>

Have you heard of it?

Also I saw the post yesterday from Google in regards to what you are trying to do, I haven't had a chance to try it, actually I found it last night.

Something that I notice is, to try to run the sample app first. That is how I got it to work on my Mac side. Running their example-app and the trying the roomedit. Which also I found the Package folder that is in your repo might have some old files that are not compatible. So I deleted it the folder on my copy and ran the Kanso Install, Kanso push on the mac side and rebuilt perfectly. So I tried doing the same on Windows.

1st Trying the sample app, which Kanso Install works, but then the push fails. I ran the commands from Node.js cmd and also have Gow installed.

I will keep trying, but then again I think if we can hosted somewhere and we make the sample to publish it in, maybe Smileupps? might be easier to control and even from Mobile devices.

Thank you for all your time, and don't worry about being hard to setup, actually I'm enjoying it, I learned a lot yesterday and I'm sure I will keep learning more today.

Cheers,
Jaime

From: Jeremy Tammik
Sent: Wednesday, November 25, 2015 6:19 AM
To: Jaime Rosales Duque
Subject: Re: dreamseat

i still think i could get kanso to work by following the steps described in

<https://groups.google.com/forum/?fromgroups#!topic/kanso/UgxnSFkXnKY>

Clone my kanso repos:

```
git clone git://github.com/petebacondarwin/kanso.git (don't use npm to install kanso)
```

Checkout the window-compat branch:

```
cd kanso
```

```
git checkout windows-compat
```

To run kanso you will need to put the kanso/bin folder in your path or refer to it explicitly. (i.e. c:\path\to\my\kanso\bin\kanso.cmd ...). Note that we are using the kanso.cmd file since it tells Windows to run kanso inside NodeJS. I created a kanso.cmd inside the root of my kanso app that for now. C:\path\to\my\kanso\app\kanso.cmd:

```
node "C:\path\to\my\fork\of\kanso\bin\kanso" %*
```

Create your kanso app as normal (i.e. your kanso.json file and anything else you need) then try running kanso install in the apps folder. This should pull down any kanso packages you have specified as dependencies in the kanso.json.

```
kanso install
```

Now the tricky bit... We need to go into each package (particularly attachments, modules and properties) that uses kanso-utils (you can find it in the node_modules folder of each package), delete the kanso-utils folder and checkout my fork of kanso-utils instead.

```
cd node_modules
```

```
rd /s kanso-utils
```

```
git clone git://github.com/petebacondarwin/kanso-utils.git
```

```
cd kanso-utils
```

```
git checkout windows-compat
```

Once you have done this go back up to your application folder and try a kanso show, kanso ls or even a kanso push command. Also try the kanso upload, which should work fine too.

```
kanso push test
```

I welcome any feedback if you have a chance to take this for a run or even just have a look at the commits.

the part missing in my case is 'Now the tricky bit'...

maybe i'll go back and do that after all...

cheers

jeremy

From: Jeremy Tammik Autodesk <jeremy.tammik@autodesk.com>
Date: Wednesday 25 November 2015 11:47
To: Jaime Rosales Duque <jaime.rosales.duque@autodesk.com>
Subject: Re: dreamseat

actually, much easier:

https://wiki.apache.org/couchdb/How_to_make_filesystem_backups

There are three types of variable data files to backup:

- Database files
- Configuration files
- Log files

[Couch-users discussion from Damien Katz - August 2008:](#)

```
Actually, you can copy a live database file from the OS at  
anytime without problem. Doesn't matter if its being updated, or  
even if its being compacted, the CouchDB never-overwrite storage  
format ensures it should just work without issue.
```

For all platforms, locate your database, configuration, and log files and perform a filesystem copy. Be careful to preserve file permissions, too. Archive these files to wherever you want-- ideally on a different machine in a different physical location -- with appropriate security limiting access.

For example, here are the directories to backup for a [CouchDB install on Ubuntu](#):

- Configuration: `/etc/couchdb/`
- Database files: `/var/lib/couchdb/`
- Logs: `/var/log/couchdb/`

And to backup for a [CouchDB install on Windows](#) where `%couch%` is where you've installed or unpacked CouchDB:

- Configuration: `%couch%\etc\couchdb\`
- Database files: `%couch%\var\lib\couchdb\`
- Logs: `%couch%\var\log\couchdb\`

i appended a zip file of my roomedit database to this message in `roomedit_couchdb.zip`:

```
c:\>zip -r roomedit_couchdb "Program Files (x86)\Apache Software Foundation\CouchDB\var\lib\couchdb"
```

note that it includes the full path, so unpack it carefully, e.g. in a temporary directory, then move it to your couchdb installation.

cheers

jeremy

From: Jeremy Tammik Autodesk <jeremy.tammik@autodesk.com>
Date: Wednesday 25 November 2015 11:41
To: Jaime Rosales Duque <jaime.rosales.duque@autodesk.com>
Subject: Re: dreamseat

i started debugging kanso, especially

C:\cygwin64\home\tammikj\roomedit\packages\modules\node_modules\kanso-utils\utils.js

but no improvement so far...

oh dear.

the easiest solution now will be to set up a direct connection between your pc and mine and then replicate my database over to you.

would that work?

i am travelling from early tomorrow morning onward, so it would have to be sometime tonight my time...

cheers

jeremy

From: Jeremy Tammik Autodesk <jeremy.tammik@autodesk.com>
Date: Wednesday 25 November 2015 10:53
To: Jaime Rosales Duque <jaime.rosales.duque@autodesk.com>
Subject: Re: dreamseat

i tried gow, to no avail.

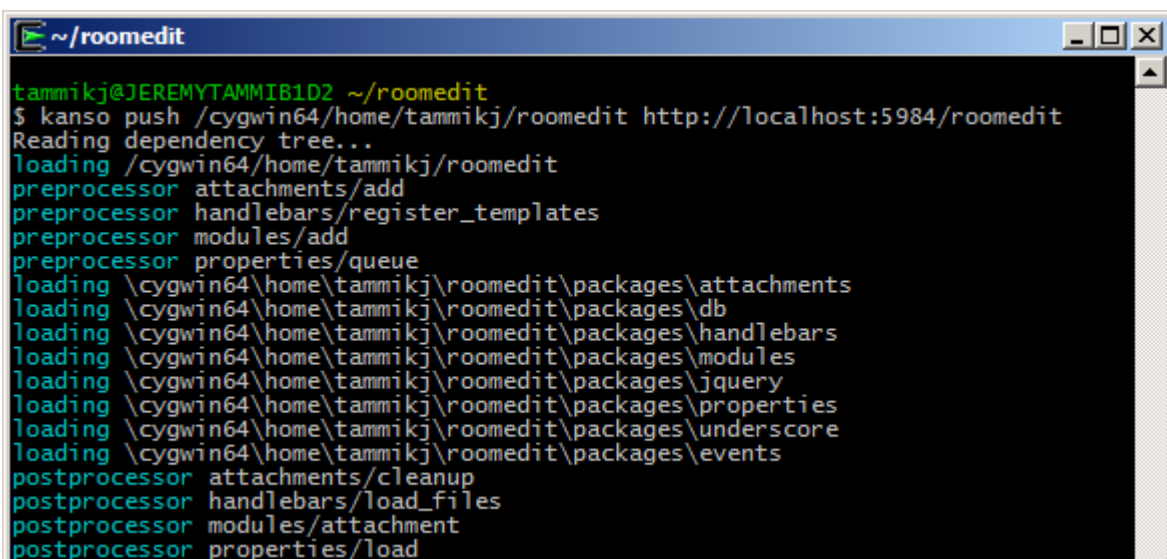
i added a patch to kanso:

<https://github.com/kanso/kanso/pull/429>

i also found that it helps a bit if you specify the full path when calling push:

```
$ kanso push /cygwin64/home/tammikj/roomedit http://localhost:5984/roomedit
```

unfortunately, it then fails a bit later:



```
~/roomedit
tammikj@JEREMYTAMMIB1D2 ~/roomedit
$ kanso push /cygwin64/home/tammikj/roomedit http://localhost:5984/roomedit
Reading dependency tree...
loading /cygwin64/home/tammikj/roomedit
preprocessor attachments/add
preprocessor handlebars/register_templates
preprocessor modules/add
preprocessor properties/queue
loading \cygwin64\home\tammikj\roomedit\packages\attachments
loading \cygwin64\home\tammikj\roomedit\packages\db
loading \cygwin64\home\tammikj\roomedit\packages\handlebars
loading \cygwin64\home\tammikj\roomedit\packages\modules
loading \cygwin64\home\tammikj\roomedit\packages\jquery
loading \cygwin64\home\tammikj\roomedit\packages\properties
loading \cygwin64\home\tammikj\roomedit\packages\underscore
loading \cygwin64\home\tammikj\roomedit\packages\events
postprocessor attachments/cleanup
postprocessor handlebars/load_files
postprocessor modules/attachment
postprocessor properties/load
```

```
Error: Error when running postprocessor: modules/attachment
Error: Invalid path: \cygwin64\home\tammikj\roomedit\lib\app
  at Object.exports.getPropertyPath (C:\cygwin64\home\tammikj\roomedit\package
s\modules\node_modules\kanso-utils\utils.js:113:19)
  at module.exports (C:\cygwin64\home\tammikj\roomedit\packages\modules\build\
attachment.js:45:50)
  at BuildManager.runStep (C:\Users\tammikj\AppData\Roaming\npm\node_modules\k
anso\lib\buildsteps.js:375:12)
  at C:\Users\tammikj\AppData\Roaming\npm\node_modules\kanso\lib\buildsteps.js
:133:18
    at Array.forEach (native)
    at BuildManager.run (C:\Users\tammikj\AppData\Roaming\npm\node_modules\kans
o\lib\buildsteps.js:130:16)
  at Object.exports.postprocess (C:\Users\tammikj\AppData\Roaming\npm\node_mod
ules\kanso\lib\packages.js:361:8)
  at C:\Users\tammikj\AppData\Roaming\npm\node_modules\kanso\lib\packages.js:8
4:21
    at C:\Users\tammikj\AppData\Roaming\npm\node_modules\kanso\node_modules\asyn
c\lib\async.js:199:13
    at C:\Users\tammikj\AppData\Roaming\npm\node_modules\kanso\node_modules\asyn
c\lib\async.js:105:25
Failed

tammikj@JEREMYTAMMIB1D2 ~/roomedit
$
```

sorry, this is a lot harder than i expected!

cheers

jeremy

From: Jeremy Tammik Autodesk <jeremy.tammik@autodesk.com>
Date: Wednesday 25 November 2015 09:27
To: Jaime Rosales Duque <jaime.rosales.duque@autodesk.com>
Subject: Re: dreamseat

default kanso does not work properly on windows.

ran into an issue pushing the database:

```
$ kanso push http://localhost:5984/roomedit
```

```
Reading dependency tree...
```

```
Error: Cannot find package 'C:\cygwin64\home\tammikj\roomedit\C:\cygwin64\home\tammikj\roomedit'
```

```
~/roomedit
tammikj@JEREMYTAMMIB1D2 ~/roomedit
$ kanso push http://localhost:5984/roomedit
Reading dependency tree...
Error: Cannot find package 'C:\cygwin64\home\tammikj\roomedit\C:\cygwin64\home\tammikj\roomedit'
  at C:\Users\tammikj\AppData\Roaming\npm\node_modules\kanso\lib\packages.js:511:21
  at C:\Users\tammikj\AppData\Roaming\npm\node_modules\kanso\lib\packages.js:469:9
  at Object.async.forEach (C:\Users\tammikj\AppData\Roaming\npm\node_modules\kanso\node_modules\async\lib\async.js:93:20)
  at Object.exports.availableVersions (C:\Users\tammikj\AppData\Roaming\npm\node_modules\kanso\lib\packages.js:446:11)
  at C:\Users\tammikj\AppData\Roaming\npm\node_modules\kanso\lib\packages.js:491:13
  at Object.memoized [as resolve] (C:\Users\tammikj\AppData\Roaming\npm\node_modules\kanso\lib\packages.js:670:20)
  at Object.exports.readMeta (C:\Users\tammikj\AppData\Roaming\npm\node_modules\kanso\lib\packages.js:128:13)
  at Object.exports.load (C:\Users\tammikj\AppData\Roaming\npm\node_modules\kanso\lib\packages.js:13)
  at Object.exports.loadApp (C:\Users\tammikj\AppData\Roaming\npm\node_modules\kanso\lib\packages.js:126:14)
  at C:\Users\tammikj\AppData\Roaming\npm\node_modules\kanso\lib\commands\push.js:82:21
Failed

tammikj@JEREMYTAMMIB1D2 ~/roomedit
```


the problem is discussed in this thread:

<https://github.com/kanso/kanso/issues/360>

resolution, i hope:

<https://groups.google.com/forum/?fromgroups#!topic/kanso/UgxnSfKXnKY>

uninstalled kanso:

```
~/rooedit
tammikj@JEREMYTAMMIB1D2 ~/rooedit
$ npm uninstall -g kanso
unbuild kanso@0.5.0

tammikj@JEREMYTAMMIB1D2 ~/rooedit
$ |
```

cloned the modified version:

```
~/kanso
tammikj@JEREMYTAMMIB1D2 ~/rooedit
$ cd ..

tammikj@JEREMYTAMMIB1D2 ~
$ git clone git://github.com/petebacondarwin/kanso.git
Cloning into 'kanso'...
remote: Counting objects: 11046, done.
remote: Total 11046 (delta 0), reused 0 (delta 0), pack-reused 11046
Receiving objects: 100% (11046/11046), 6.11 MiB | 2.28 MiB/s, done.
Resolving deltas: 100% (4288/4288), done.
Checking connectivity... done.

tammikj@JEREMYTAMMIB1D2 ~
$ cd kanso/

tammikj@JEREMYTAMMIB1D2 ~/kanso
$ git checkout windows-compat
Branch windows-compat set up to track remote branch windows-compat from origin.
Switched to a new branch 'windows-compat'

tammikj@JEREMYTAMMIB1D2 ~/kanso
$ |
```

hmmm... not working well so far.

probably reverting to normal kanso again...

cheers

jeremy

From: Jeremy Tammik Autodesk <jeremy.tammik@autodesk.com>

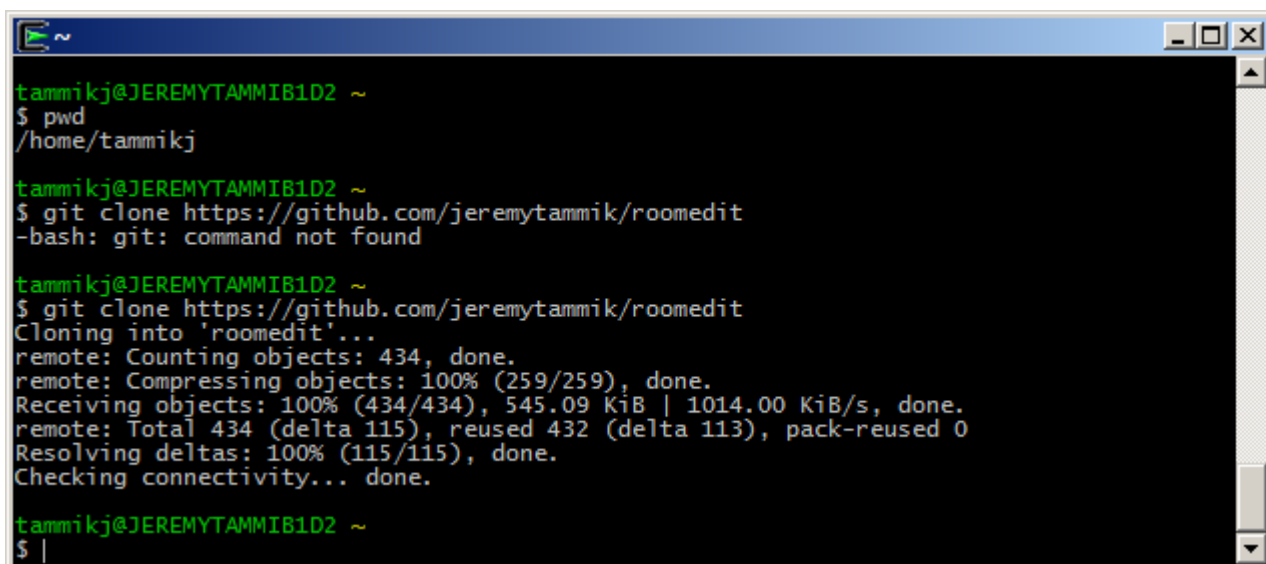
Date: Wednesday 25 November 2015 08:58

To: Jaime Rosales Duque <jaimе.rosales.duque@autodesk.com>

Subject: Re: dreamseat

that worked fine, and i can clone roomedit from github to my cygwin home directory:

\$ git clone <https://github.com/jeremytammik/roomedit>



```
tammikj@JEREMYTAMMIB1D2 ~
$ pwd
/home/tammikj

tammikj@JEREMYTAMMIB1D2 ~
$ git clone https://github.com/jeremytammik/roomedit
-bash: git: command not found

tammikj@JEREMYTAMMIB1D2 ~
$ git clone https://github.com/jeremytammik/roomedit
Cloning into 'roomedit'...
remote: Counting objects: 434, done.
remote: Compressing objects: 100% (259/259), done.
Receiving objects: 100% (434/434), 545.09 KiB | 1014.00 KiB/s, done.
remote: Total 434 (delta 115), reused 432 (delta 113), pack-reused 0
Resolving deltas: 100% (115/115), done.
Checking connectivity... done.

tammikj@JEREMYTAMMIB1D2 ~
$ |
```

cheers

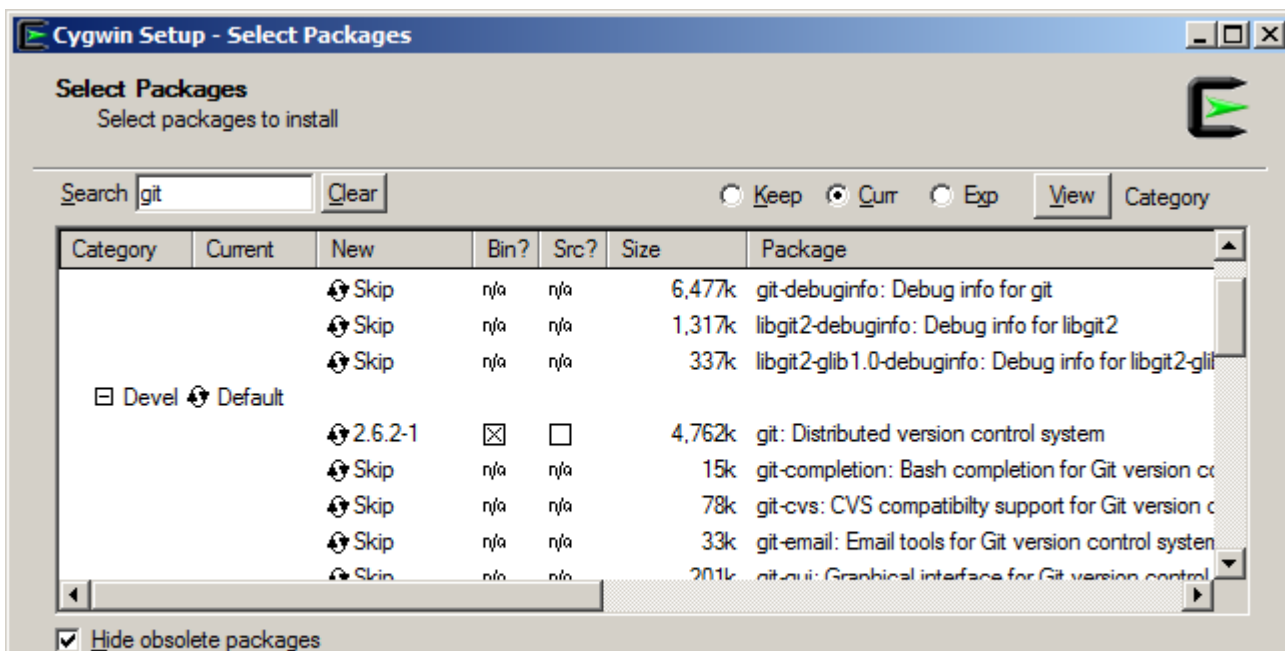
jeremy

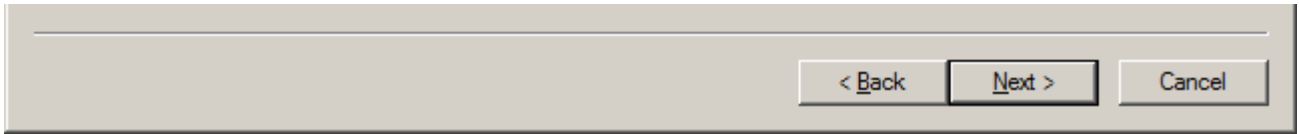
From: Jeremy Tammik Autodesk <jeremy.tammik@autodesk.com>
Date: Wednesday 25 November 2015 08:51
To: Jaime Rosales Duque <jaime.rosales.duque@autodesk.com>
Subject: Re: dreamseat

now i want t have my roomedit couchdb app source code available in cygwin.

the best way is to clone it using git.

so, i need to install git in cygwin:





cheers

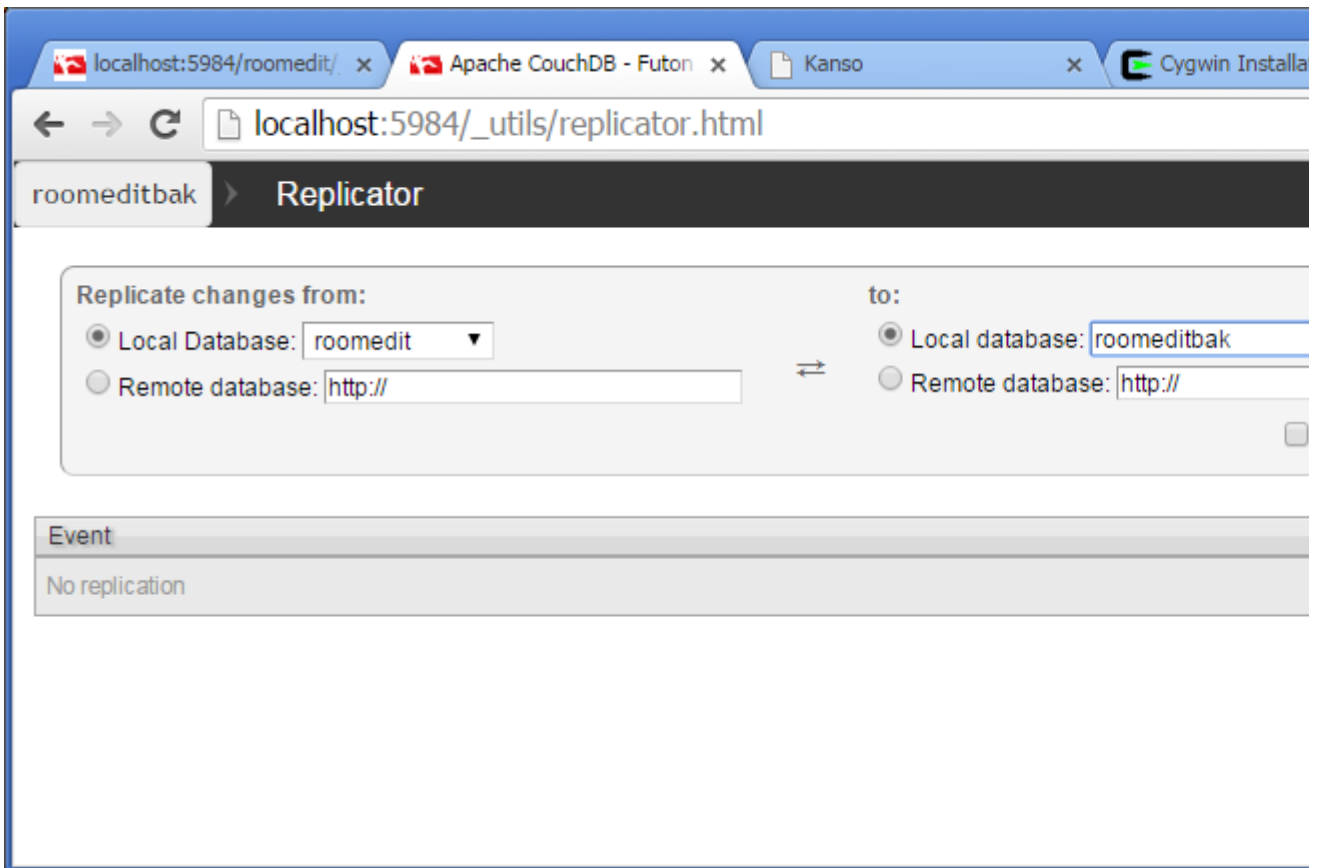
jeremy

From: Jeremy Tammik Autodesk <jeremy.tammik@autodesk.com>
Date: Wednesday 25 November 2015 08:40
To: Jaime Rosales Duque <jaimе.rosales.duque@autodesk.com>
Subject: Re: dreamseat

sorry, correction. no '.' allowed in the database name.

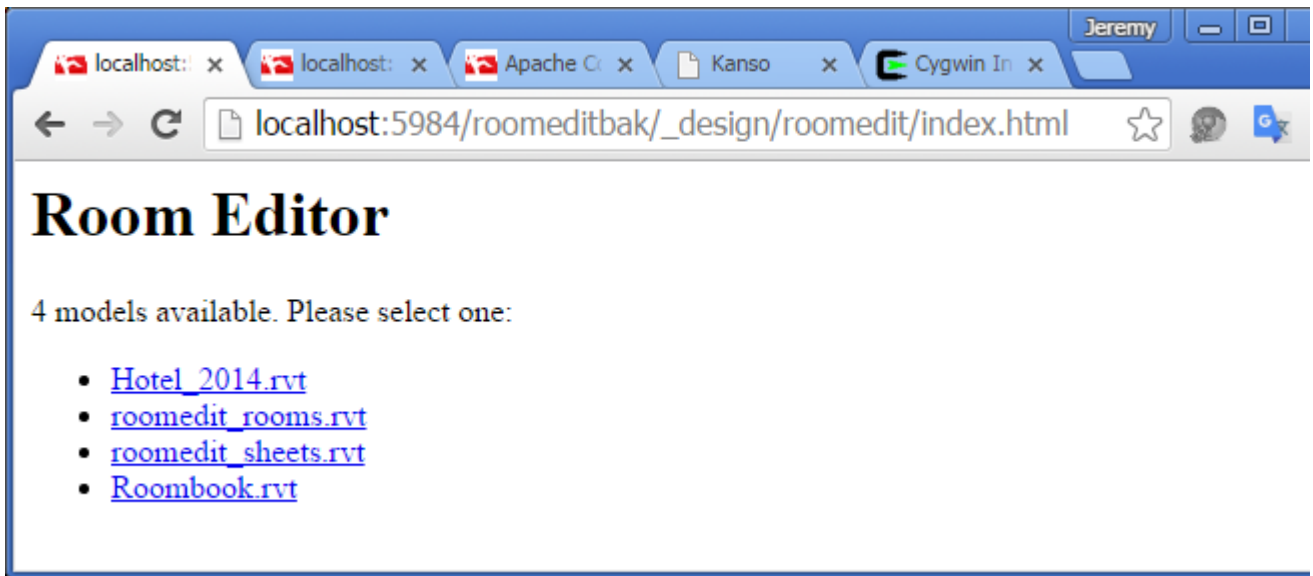
i replicated to roomeditbak instead:

http://localhost:5984/_utils/replicator.html

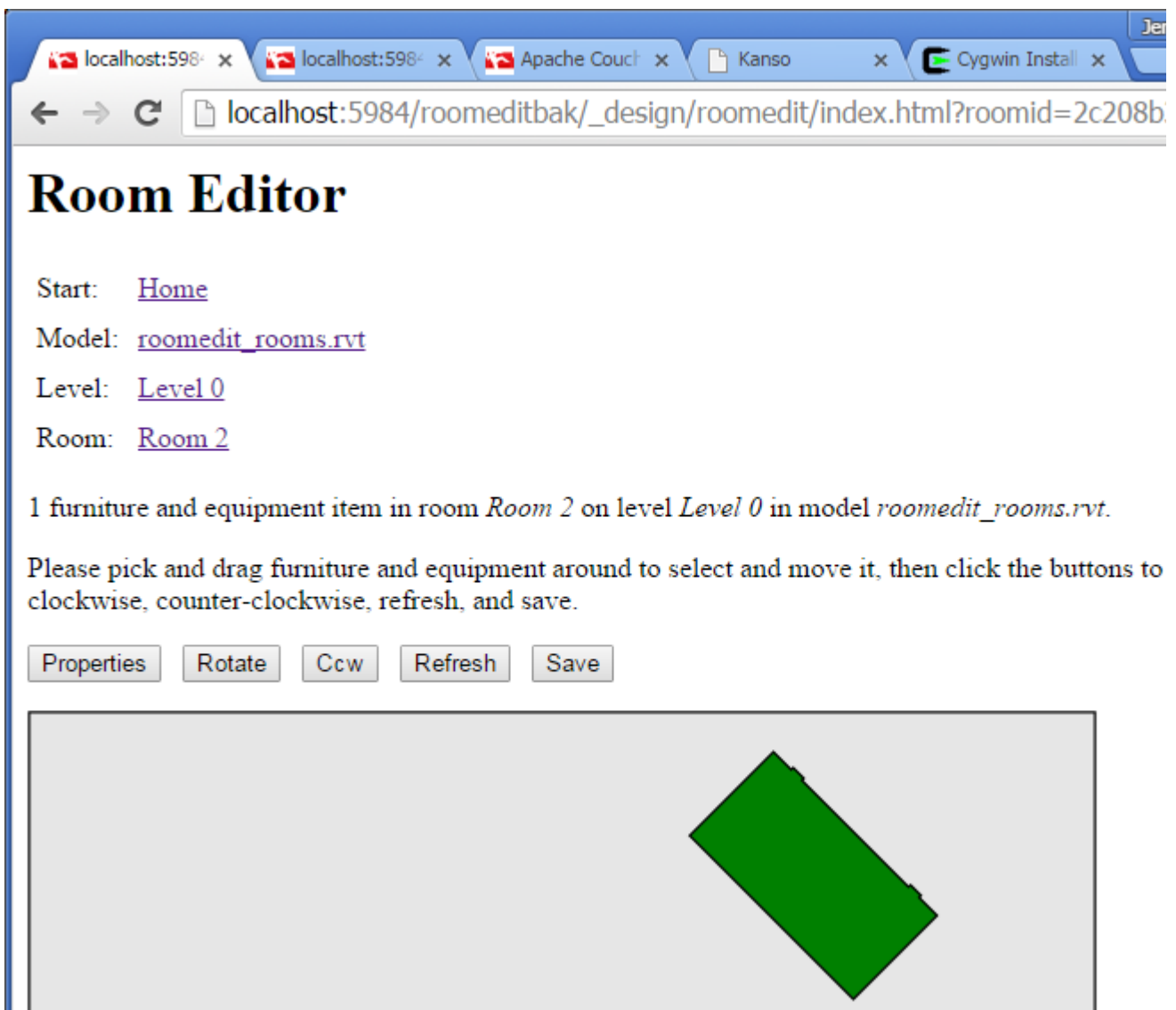


that works:

http://localhost:5984/roomeditbak/_design/roomedit/index.html



http://localhost:5984/roomeditbak/_design/roomedit/index.html?roomid=2c208b33-13f4-4e37-a4ba-2fe92782be83-00034629



so now i can delete the original roomedit database and run kanso to install it from source again.

cheers

jeremy

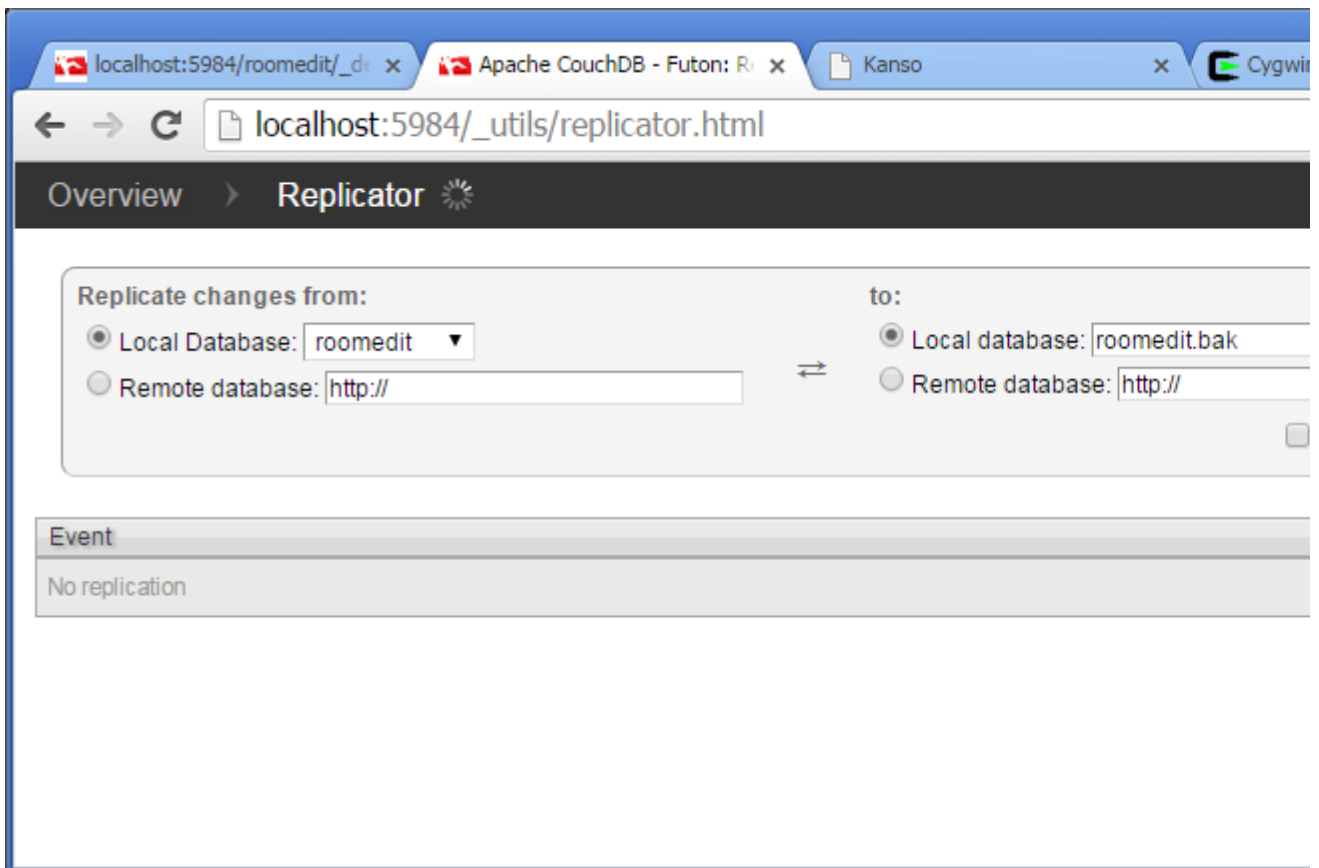
From: Jeremy Tammik Autodesk <jeremy.tammik@autodesk.com>

Date: Wednesday 25 November 2015 08:18

To: Jaime Rosales Duque <jaime.rosales.duque@autodesk.com>

Subject: Re: dreamseat

i backed up my running local database by replicating from roomedit to roomedit.bak:



cheers

jeremy

From: Jeremy Tammik Autodesk <jeremy.tammik@autodesk.com>

Date: Wednesday 25 November 2015 08:13

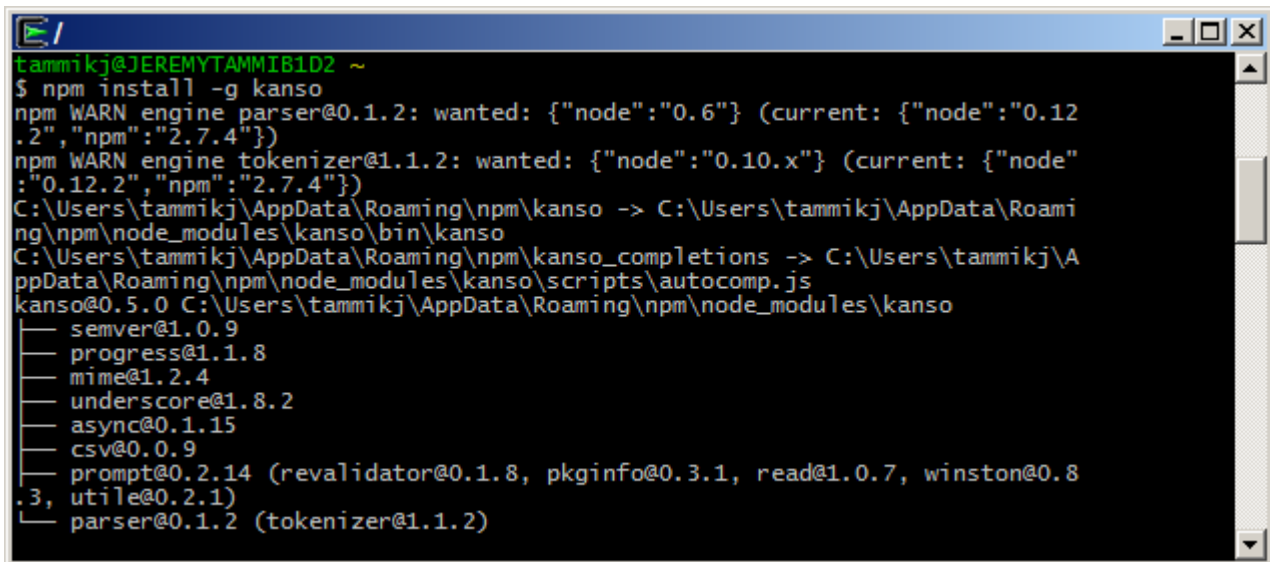
To: Jaime Rosales Duque <jaime.rosales.duque@autodesk.com>

Subject: Re: dreamseat

i installed kanso in cygwin:

<http://kan.so/install>

\$ npm install -g kanso



```
tammikj@JEREMYTAMMIB1D2 ~
$ npm install -g kanso
npm WARN engine parser@0.1.2: wanted: {"node":"0.6"} (current: {"node":"0.12.2","npm":"2.7.4"})
npm WARN engine tokenizer@1.1.2: wanted: {"node":"0.10.x"} (current: {"node":"0.12.2","npm":"2.7.4"})
C:\Users\tammikj\AppData\Roaming\npm\kanso -> C:\Users\tammikj\AppData\Roaming\npm\node_modules\kanso\bin\kanso
C:\Users\tammikj\AppData\Roaming\npm\kanso_completions -> C:\Users\tammikj\AppData\Roaming\npm\node_modules\kanso\scripts\autocomp.js
kanso@0.5.0 C:\Users\tammikj\AppData\Roaming\npm\node_modules\kanso
├── semver@1.0.9
├── progress@1.1.8
├── mime@1.2.4
├── underscore@1.8.2
├── async@0.1.15
├── csv@0.0.9
├── prompt@0.2.14 (revalidator@0.1.8, pkginfo@0.3.1, read@1.0.7, winston@0.8.3, utile@0.2.1)
└── parser@0.1.2 (tokenizer@1.1.2)
```

cheers

jeremy

From: Jeremy Tammik Autodesk <jeremy.tammik@autodesk.com>

Date: Wednesday 25 November 2015 08:08

To: Jaime Rosales Duque <jaime.rosales.duque@autodesk.com>

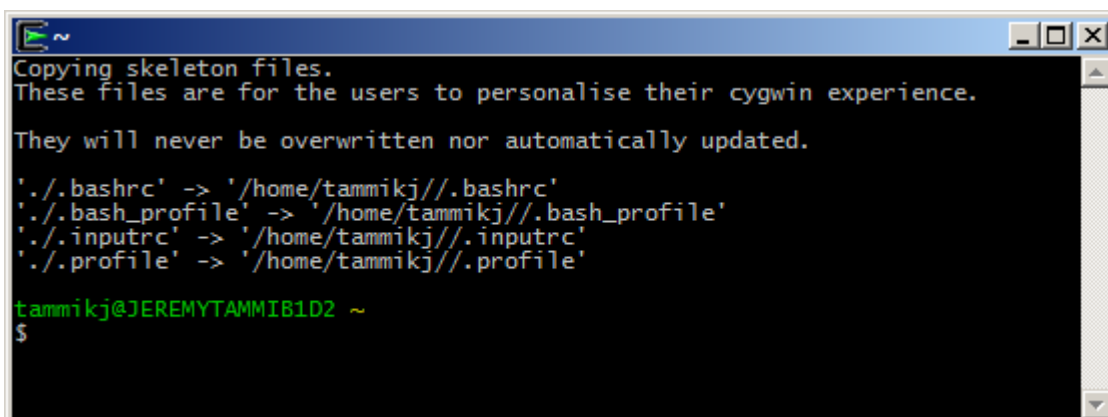
Subject: Re: dreamseat

hi jaime,

i installed cygwin:

<https://cygwin.com/install.html>

Y:\downloads > setup-x86_64.exe



```
Copying skeleton files.
These files are for the users to personalise their cygwin experience.
They will never be overwritten nor automatically updated.

'./.bashrc' -> '/home/tammikj//.bashrc'
'./.bash_profile' -> '/home/tammikj//.bash_profile'
'./.inputrc' -> '/home/tammikj//.inputrc'
'./.profile' -> '/home/tammikj//.profile'

tammikj@JEREMYTAMMIB1D2 ~
$
```

cheers

jeremy

From: Jeremy Tammik Autodesk <jeremy.tammik@autodesk.com>
Date: Wednesday 25 November 2015 07:56
To: Jaime Rosales Duque <jaime.rosales.duque@autodesk.com>
Subject: Re: dreamseat

hi jaime,

i looked at cloudant. it is a different product by ibm. it is not couchdb and not a couchdb host.

kanso does not run on native windows. one would have to install cygwin instead to run it there. that may be the easiest option.

cheers

jeremy

From: Jaime Rosales Duque <jaime.rosales.duque@autodesk.com>
Date: Wednesday 25 November 2015 00:28
To: Jeremy Tammik Autodesk <jeremy.tammik@autodesk.com>
Subject: Re: dreamseat

Update

So I kept battling with Kanos and Windows, but for some reason I think maybe Win 8.1 might be the issue.

I can make Kanos work on my Mac side with no problem since Mac Terminal will support Tar command.

I found another place where we can host instead of IrisCouch, it is called Cloudant by IBM for now. The only thing is, I get an error on the Revit Addin project that Admin credentials are required.

I will talk to you tomorrow, So I can continue with this. It is very frustrating with the Kanos on Windows.

Cheers,
Jaime

From: Jeremy Tammik
Sent: Tuesday, November 24, 2015 2:26 PM
To: Jaime Rosales Duque
Subject: Re: dreamseat

hi jaime,

i think we can forget about iriscouch.

here is a link to something that looks like their support page:

<https://getsatisfaction.com/iriscouch/topics>

it has lots of queries, lots of failure reports, and zero responses in the past few months.

looks to me like iriscouch is dead.

hopefully we can get kanso working directly on windows.

i'm ging to bed now.

good luck looking into it.

good night.

jeremy

From: Jaime Rosales Duque <jaime.rosales.duque@autodesk.com>
Date: Tuesday 24 November 2015 20:19
To: Jeremy Tammik Autodesk <jeremy.tammik@autodesk.com>
Subject: Re: dreamseat

aha ok, I was not going crazy then. I knew there was something weird about this.


Ok I will go over your post, let's see how I can make it work. I will ping you if I do any progress or I get stuck again.

Cheers,
Jaime

From: Jeremy Tammik
Sent: Tuesday, November 24, 2015 2:16 PM
To: Jaime Rosales Duque
Subject: Re: dreamseat

here is my blog post on starting to use kanso:

<http://thebuildingcoder.typepad.com/blog/2013/04/room-editor-project-overview-and-couchdb-configuration.html#6>



The Building Coder: Room Editor Project Overview and ...

Continuing the research and development for my cloud-based round-trip 2D Revit model editing project, here are some issues I tackled since my last report: Project ...

[Read more...](#)

i remember now:

i was using kanso on mac, populating my local couchdb on mac, then duplicating that on iriscouch on the web, then duplicating that back on windows local couchdb.

that was a hassle, which is why i prefer node and mongo nowadays.

iriscouch does not respond to me either.

i wonder what its status is.

maybe not good.

cheers

jeremy

From: Jaime Rosales Duque <jaime.rosales.duque@autodesk.com>

Date: Tuesday 24 November 2015 20:09

To: Jeremy Tammik Autodesk <jeremy.tammik@autodesk.com>

Subject: Re: dreamseat

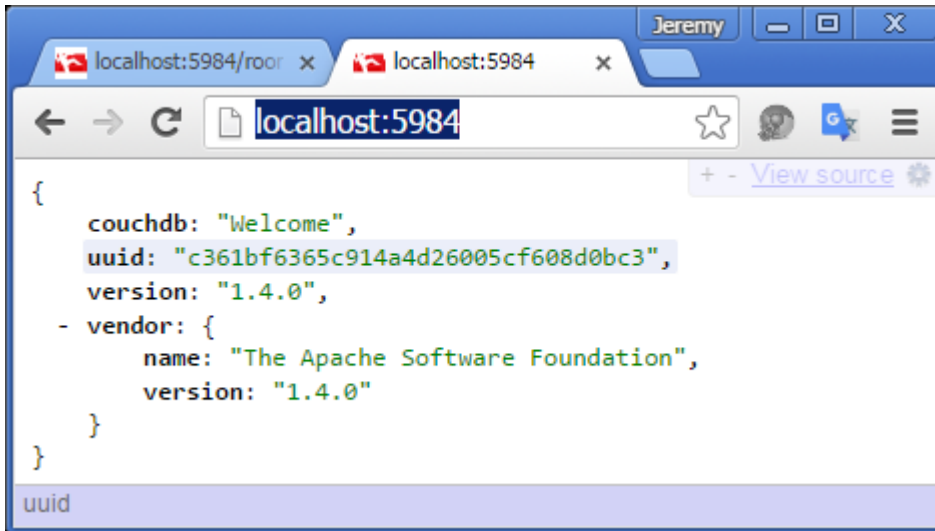
Yes I have that from the beginning 😊

I just cannot get the Website for Roomeditor SVG to show up. Sorry I was having a quick lunch 😊
I will document the steps I take as well.

Thanks,
Jaime

From: Jeremy Tammik
Sent: Tuesday, November 24, 2015 2:06 PM
To: Jaime Rosales Duque
Subject: Re: dreamseat

once couchdb is installed and running, the following port should be active on localhost:



```
{
  couchdb: "Welcome",
  uuid: "c361bf6365c914a4d26005cf608d0bc3",
  version: "1.4.0",
  - vendor: {
    name: "The Apache Software Foundation",
    version: "1.4.0"
  }
}
```

after that, we need to figure out how to install the roomedit couchdb app in couchdb.

you could read up on it, or we can figure it out together by reverse engineering.

ah yes, now i remember that that is what kanso is for.

it read the roomedit couchdb from the disk files and pumps it into the database definition.

cheers

jeremy

From: Jeremy Tammik Autodesk <jeremy.tammik@autodesk.com>
Date: Tuesday 24 November 2015 20:01
To: Jaime Rosales Duque <jaime.rosales.duque@autodesk.com>
Subject: Re: dreamseat

by the way, could you please take exact notes of every snag that you hit and how to circumvent it?

i would like to improve the installation instructions, make them foolproof.

it is all on the blog somewhere, but would be some effort to track down, of course...

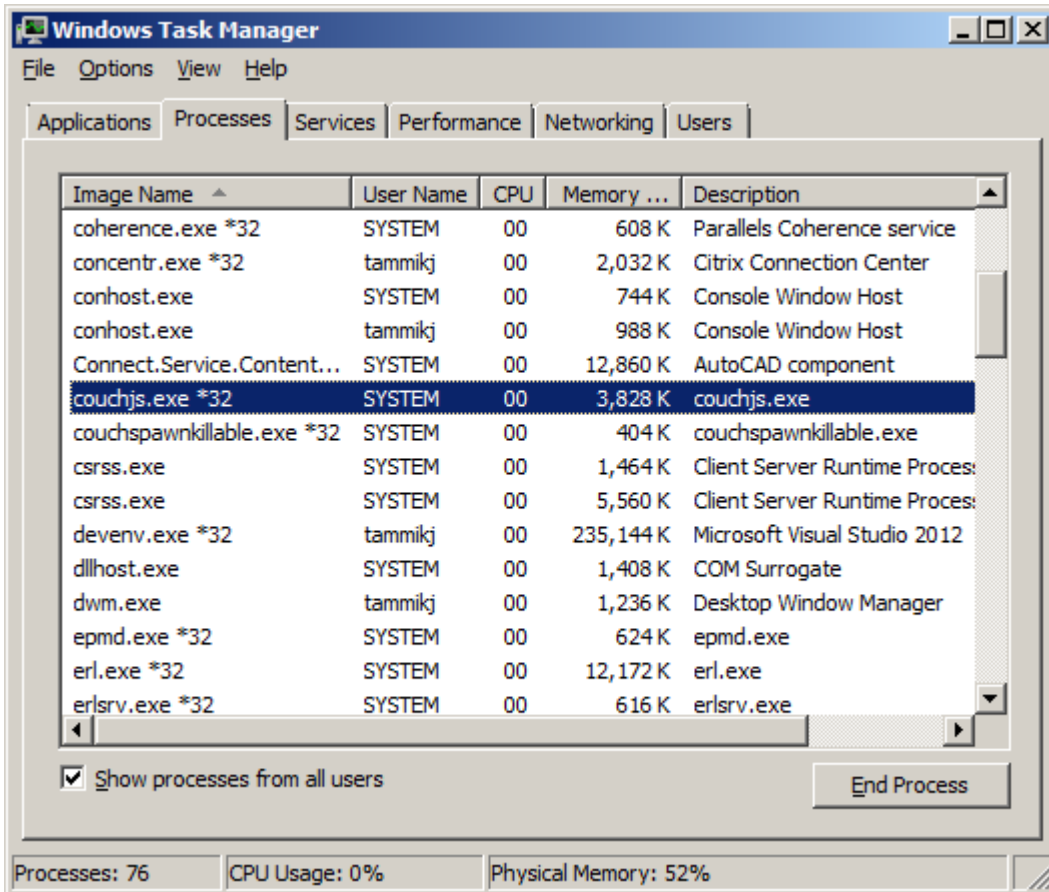
thank you!

cheers

jeremy

From: Jeremy Tammik Autodesk <jeremy.tammik@autodesk.com>
Date: Tuesday 24 November 2015 19:58
To: Jaime Rosales Duque <jaime.rosales.duque@autodesk.com>
Subject: Re: dreamseat

after installing couchdb on windows, you should see the following in task manager:



cheers

jeremy

From: Jeremy Tammik Autodesk <jeremy.tammik@autodesk.com>
Date: Tuesday 24 November 2015 19:57
To: Jaime Rosales Duque <jaime.rosales.duque@autodesk.com>
Subject: Re: dreamseat

i would run couchdb locally and not worry about the web hosted version.

let's just do the fire rating sample on the real web, with node and mongodb, hosted on heroku and mongolab.

cheers

jeremy

From: Jeremy Tammik Autodesk <jeremy.tammik@autodesk.com>
Date: Tuesday 24 November 2015 19:55
To: Jaime Rosales Duque <jaime.rosales.duque@autodesk.com>
Subject: Re: dreamseat

hi jaime,

congratulations on getting the revit add-in up and running.

the couchdb part should be really easy.

have you installed couchdb locally?

<https://couchdb.apache.org>

cheers

jeremy

From: Jaime Rosales Duque <jaime.rosales.duque@autodesk.com>
Date: Tuesday 24 November 2015 19:47
To: Jeremy Tammik Autodesk <jeremy.tammik@autodesk.com>
Subject: Re: dreamseat

Hi Jeremy,

Ok so with the RoomEdit Sample.

I'm able to run it on Revit, and the data is getting added to my roomedit db on CouchDB. The part I'm missing is the CouchDB SVG implementation

<http://thebuildingcoder.typepad.com/blog/2013/05/my-cloud-based-2d-editor-implementation-status.html#4>

Which I believe is using Kanso, which I already installed. I usually use Node.Js on my Mac side, but I have set it up on my Parallels and also I installed Gow as it was mentioned when installing Kanso on windows. So I'm a bit stuck with this final part.

The part I'm missing is displaying the website of the Roomeditor app on my localhost.

I also created an account on IrisCouch but it seems like it is still processing.

Cheers,
Jaime

From: Jeremy Tammik
Sent: Tuesday, November 24, 2015 11:02 AM
To: Jaime Rosales Duque
Subject: Re: dreamseat

you actually only need the bin/Debug directory!

you do not need to rebuild DreamSeat (i hope).

thank you!

good luck!

cheers

jeremy

From: Jeremy Tammik Autodesk <jeremy.tammik@autodesk.com>
Date: Tuesday 24 November 2015 17:00
To: Jaime Rosales Duque <jaime.rosales.duque@autodesk.com>
Subject: dreamseat

hi jaime,

here is my dreamseat directory.

it lives as a sibling right next to RoomEditorApp.

i updated the latter just now, so you should pull from github again.

thank you!

<https://github.com/jeremytammik/RoomEditorApp>

cheers

jeremy